

HOSHIZAKI

DB130/DB200
Item # 13131
04/04

DB-130/DB-200 SERIES

SANITARY CUBE DISPENSER



DB-130H
shown with a
KM-280MAH



DB-200H
shown with a
KML-250MAH

DB-130H
Hotel/Motel Ice Dispenser
DB-200H
Hotel/Motel Ice Dispenser

DB-130H

- Accommodates KM-280, KM-500 or KM-630 Series Cubers for 281 to 630 lbs. of ice per day
- Built-in 130 lbs. insulated polyethylene-lined ice storage bin
- Pushbutton, key or coin operated single auger agitator dispenses ice at 20 lbs. per minute

DB-200H

- Accommodates KML-250, KML-350, KML-450, KM-280, KM-500 or KM-630 Series Cubers for 307 to 630 lbs. of ice per day
- Built-in 200 lbs. insulated polyethylene-lined ice storage bin
- Pushbutton, key or coin operated single auger agitator dispenses ice at 13 lbs. per minute

© HOSHIZAKI AMERICA, INC.

618 Hwy. 74 S., Peachtree City, GA 30269

TEL 1-800-438-6087



Reliability is a
beautiful thing™

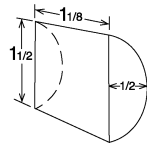
FAX 1-800-345-1325

www.hoshizaki.com

SANITARY CUBE DISPENSER

DB-130H Hotel/Motel Ice Dispenser

DB-200H Hotel/Motel Ice Dispenser



■ Pushbutton, key or coin operated single auger agitator dispenses ice at 20 lbs.(DB-130H) & 13 lbs. (DB-200H)



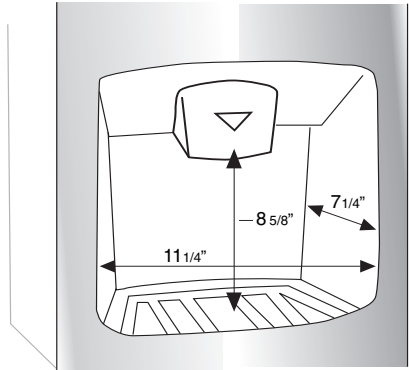
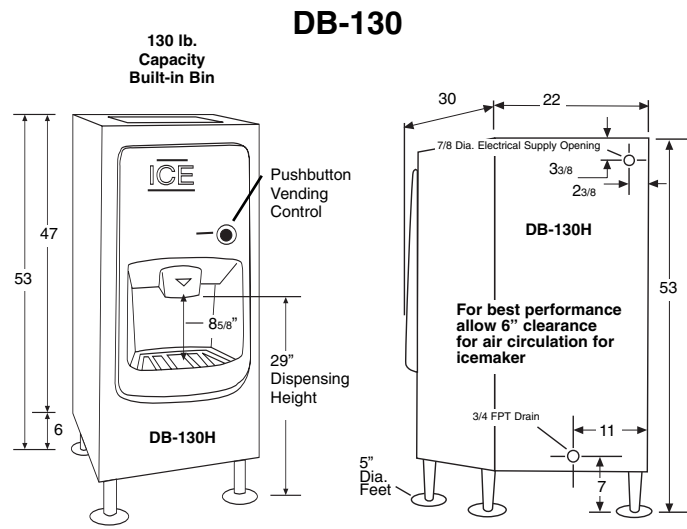
<p>WARRANTY TWO YEAR - Parts & Labor</p>	<p>SINGLE AUGER AGITATOR To agitate and dispense ice at rate of 20 lbs. per minute for DB-130H & 13 lbs. for DB-200H</p>	<p>VENDING Pushbutton <i>Standard</i> Key, Card, or Coin Mechanism Kit <i>Optional</i></p>
---	---	---

Warranty valid in United States, Canada, Puerto Rico, & U.S. Territories. Contact Factory for Warranty in other Countries.

STORAGE BINS	
DB - 130H – Insulated built-in 130 lb. capacity bin ARI rated capacity 90 lbs.	
DB - 200H – Insulated built-in 200 lb. capacity bin ARI rated capacity 140 lbs.	
OPERATING LIMITS	ELECTRICAL
Ambient Temp Range 45 - 100°F	DB - 130H – 115/60/1
Voltage Range 104 - 127V	DB - 200H – 115/60/1

NOTE: ICEMAKER SOLD SEPARATELY
Refer to Icemaker Spec Sheet for Icemaker connection diagram

SPECIFICATIONS			
Model Number	Dispensing gear motor	Amperage	Shipping Weight
DB-130H	60W	1.4	215 lbs.
DB-200H	60W	1.4	240 lbs.



DB-130 & DB-200 Ice Dispenser Opening

DB-130H Series

Designed for use with:

- KM-280M Series Cuber - up to 269 lbs. ice production per 24 hours
- KM-500M Series Cuber - up to 517 lbs. ice production per 24 hours
- KM-630M Series Cuber - up to 619 lbs. ice production per 24 hours

DB-200H Series

Designed for use with:

- KML-250M Series Cuber - up to 307 lbs. ice production per 24 hours
- KML-350M Series Cuber - up to 358 lbs. ice production per 24 hours
- KML-450M Series Cuber - up to 447 lbs. ice production per 24 hours
- KM-500M Series Cuber - up to 517 lbs. ice production per 24 hours
- KM-630M Series Cuber - up to 619 lbs. ice production per 24 hours

