

HOSHIZAKI

#RH1-2-3-AAC 04/04
Item # 13137

RH1-2-3-AAC

SAFETEMP® Self-Contained Reach-In Refrigerators

Features:

Cabinet Construction

- Stainless steel doors, front panel and interior floor, along with Anodized aluminum sides and interior for long life, durability and easy maintenance
- (3) heavy duty epoxy shelves per section are standard; Mounted on aluminum pilasters, shelves are adjustable in 1" increments
- Cabinet door perimeter heater provides condensation control in high humidity environments and is equipped with a back-up heater should the primary heater fail; Manual power switch allows for energy savings in low humidity conditions
- Cabinet and doors are 2 3/8" thick, insulated with R-134a, CFC free foamed in place polyurethane
- Interior light automatically activated when doors are opened
- 4" Heavy duty casters

Door Construction

- Doors are constructed of high grade 300 Series stainless steel inside and out
- Flush mount door handles maximize aisle space by eliminating protruding parts
- Door hinges are all metal with tension spring closure and will not wear out like traditional cam-lift hinges; Doors stay open at 105° and are self-closing at 75°; Door hinge spring tension is adjustable
- Step door design protects door gasket when product is removed from the box; Snap-in magnetic door gaskets are durable and easily removed
- Door hinging is field reversible

Refrigeration System

- High efficiency refrigeration system is designed with a large capacity condenser and evaporator resulting in lower overall power consumption
- Refrigeration system is mounted on a fully insulated rotocast platform and is easily removable from the main unit
- Evaporator coil is coated for extended life
- Refrigeration system is equipped with solid state controls
- A separate sensor monitors evaporator temperature and triggers a defrost cycle when necessary to prevent ice formation and maintain optimum cabinet temperatures
- Removable, cleanable air filter protects condenser and reduces cleaning requirements
- Hot gas condensate evaporator is standard with a condensate overflow tube to direct excess water away from top of cabinet under extreme conditions
- 115 volt units equipped with cord and plug
- Refrigerant: R-134A with capillary tube controls

* The RH1-AAC and the RH2-AAC refrigerator have earned the ENERGY STAR.

RH1-AAC

1 Section Refrigerator

RH2-AAC

2 Section Refrigerator

RH3-AAC

3 Section Refrigerator



Reliability is a beautiful thing™

© HOSHIZAKI AMERICA, INC.

618 Hwy. 74 S., Peachtree City, GA 30269

1-800-438-6087

FAX 1-800-345-1325

TEL 770-487-2331

www.hoshizaki.com



SAFETEMP REACH-IN REFRIGERATORS

SAFETEMP® REFRIGERATORS



RH1-AAC

(1 SECTION REFRIGERATOR)

RH2-AAC

(2 SECTION REFRIGERATOR)

RH3-AAC

(3 SECTION REFRIGERATOR)

WARRANTY

TWO YEAR - Parts & Labor on entire machine
FIVE YEAR - Parts on: Compressor

Warranty valid in United States, Canada, Puerto Rico, & U.S. Territories. Contact Factory for Warranty in other Countries.

DIMENSIONS / CAPACITY

Model	One Section RH1-AAC	Two Section RH2-AAC	Three Section RH3-AAC
Interior Storage Capacity	22.3 ft ³	48.3 ft ³	73.7 ft ³
Overall Width	27.5"	55"	82.5"
Overall Depth	33.6"	33.6"	33.6"
Height (including 4" casters)	82.5"	82.5"	82.5"
Depth with Door open at 90°	58.5"	58.5"	58.5"
Door Opening Width	21.75"	21.75"	21.75"
Door Opening Height	59.25"	59.25"	59.25"
Adjustable Shelves	3	6	9
Center Shelves	--	3	6
Shelf Dimensions	21 1/4" w x 26" d	21 1/4" w x 26" d	21 1/4" w x 26" d
Crated Shipping Weight	364 lbs.	556 lbs.	750 lbs.
Crated Height	85"	85"	85"
Crated Width	32"	59"	87"
Crated Depth	38"	38"	38"

ELECTRICAL / REFRIGERATION

Model	One Section RH1-AAC	Two Section RH2-AAC	Three Section RH3-AAC
Voltage	115/60/1	115/60/1	115/60/1
Amperage	5.0	7.0	12.5
HACR Breaker	15.0	15.0	15.0
Electrical Connection (NEMA)	5-15P	5-15P	5-15P
*Energy Consumption (kwh/day)	6.4	9.8	15.4
*Heat Rejection (BTU/Hr.)	910	1390	2160
Approximate Nominal Compressor BTU/Hr.(HP)	1693 (1/4 hp)	2145 (3/8 hp)	4314 (3/4 hp)
Voltage Range	104 - 126	104 - 126	104 - 126
Ambient Temp. Range	45° - 100°F	45° - 100°F	45° - 100°F
Control Setpoint Range	37° - 55°F	37° - 55°F	37° - 55°F
*Refrigerant	R-134a	R-134a	R-134a

OPTIONS

- 6" Die Cast Legs with S/S Feet
- Patented Foot Pedal Door Opener
- Patented Combination Tray/Pan Slides
- Additional Epoxy Shelves
- Additional Epoxy Center Shelves
- Door Reversal Kit
- Stainless Steel Shelves
- Door Padlock Hasp

* Based on 100°F ambient cycling at set point

We reserve the right to change specifications without notice.

© HOSHIZAKI AMERICA, INC.

618 Hwy. 74 S., Peachtree City, GA 30269

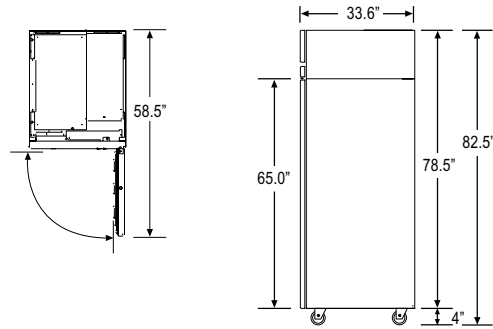
1-800-438-6087

FAX 1-800-345-1325

TEL 770-487-2331

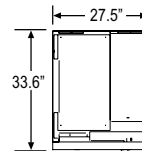
www.hoshizaki.com

Printed in U.S.A.

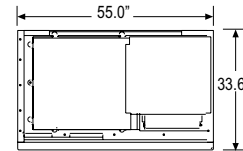


DOOR SWING (ALL UNITS)

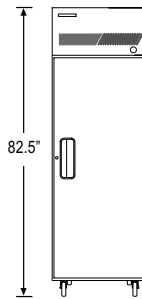
SIDE VIEW (ALL UNITS)



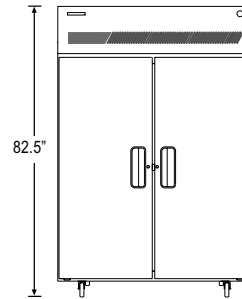
PLAN VIEW



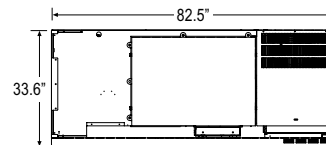
PLAN VIEW



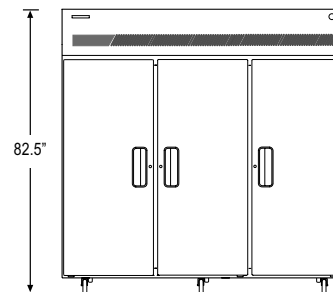
RH1-AAC



RH2-AAC



PLAN VIEW



RH3-AAC