



B55

Features

- Application storage capacity from 242 lbs (110 kg) to 854 lbs (388 kg).
- Multiple bin tops provide an easy solution for mounting ice makers on different sized bins.
- Polyethylene bin liner is insulated with foam for maximum ice preservation – 1.5" to 3" (38 mm to 76 mm).
- 31" deep for use where space is at a premium.
- Easy access to ice.
- Built-in ice scoop holders on certain models.
- Sturdy leg design – 6" (152 mm) adjustable NSF approved legs – standard.
- Durable stainless finish.

Bin Accessories

Ice-O-Matic Part Number	Description
1011517-22	Plastic ice shovel
1011517-23	Hanging bracket for ice shovel
1011517-24	46.5" Plastic paddle
1051517-29	Hanging bracket for ice paddle
9051127-01	82 Ounce ice scoop

Ordering and Specification Information – Required Bin Top

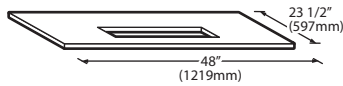
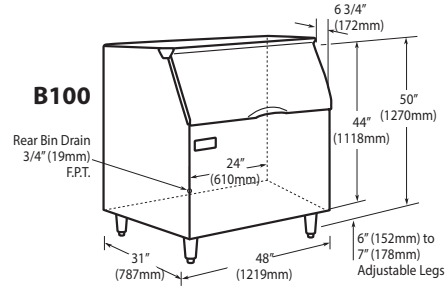
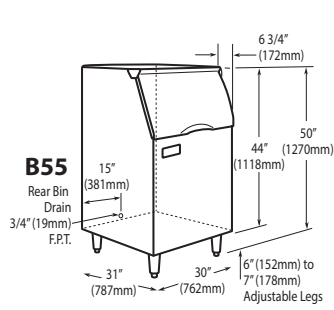
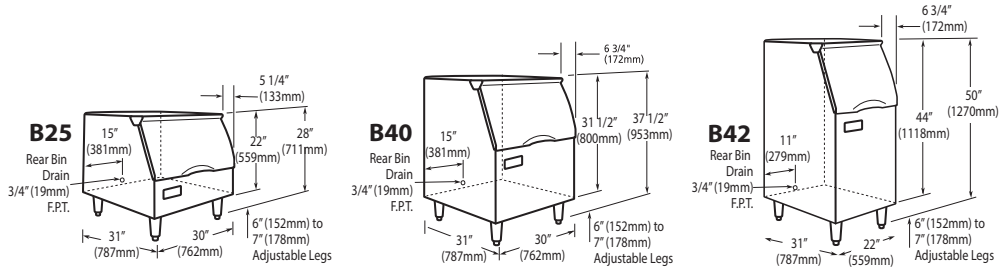
Bin Model No.	Application Bin Storage lbs (kgs)	Approximate Shipping Weight lbs (kgs)	ICE Series™ Cube Ice Makers			Nugget Ice Makers	Flake Ice Makers	
			22" (559 mm) wide	30" (762 mm) wide	48" (1,219 mm) wide		21" (533 mm) wide	21" (533 mm) wide
B25PP*	242 (110)	74 (34)	KBT19	■ ■	N/A	KBT19	KBT19	N/A
B4OPS	344 (156)	103 (47)	KBT19	■ ■	N/A	KBT19	KBT19	N/A
B42PS	351 (160)	99 (45)	■ ■	N/A	N/A	KBT24	KBT24	N/A
B55PS	510 (232)	125 (57)	KBT19	■ ■	N/A	KBT19	KBT19	N/A
B10OPS	854 (388)	163 (74)	N/A	KBT5	■ ■	KBT23	KBT23	KBT26

■ ■ Kit not required. Hold down securement recommended.
 Bin Height includes 6" (423 mm) legs. All bins have polyethylene liners.
 *Rotocast finish

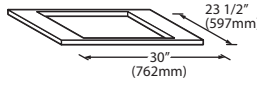


SLOPE FRONT STORAGE BINS

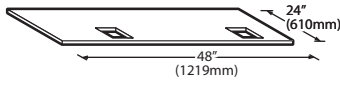
Dimensions



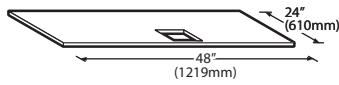
KBT5
Bin Top for 48" (1219mm) bins with (1) 30" (762mm) wide ICE Series Cube Ice Maker



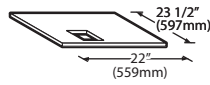
KBT19
Bin Top for 30" (762mm) bins with 22" (559mm) ICE Series Cube Ice Makers, GEM Series Ice Makers & MFI Series Ice Makers



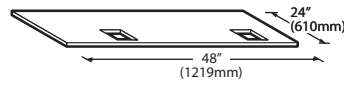
KBT22
Bin Top for 48" (1219mm) bins with (2) 21" (533mm) wide GEM Series Ice Makers & MFI Series Ice Makers



KBT23
Bin Top for 48" (1219mm) bins with (1) 21" (533mm) wide GEM Series Ice Makers & MFI Series Ice Makers



KBT24
Bin Top for 22" (559mm) bins with (1) 21" (533mm) wide GEM Series Ice Maker



KBT26
Bin Top for 48" (1219mm) bins with (1) 42" (1067mm) wide MFI2406 Ice Maker

NOTES:
Approx. Shipping Weight lbs (kg): B100 191 (87 kg) • B55 170 (77 kb) • B25 95 (43 kg) • B40 135 (61 kg) • B42 135 (61 kg)