



STAINLESS STEEL ECONOMY WORK TABLES



FEATURES:

ELAG Top is furnished with 1 5/8" sanitary rolled rim on front and rear & square ends.

FLAG Top is furnished with 1 5/8" sanitary rolled rim on front and square ends, and 1 1/2" backsplash on rear.

KLAG Top is furnished with 1 5/8" sanitary rolled rim on front and square ends, and 5" backsplash at rear.

Two hat-channels stud welded under tabletop to reinforce and maintain a level work surface.

Aluminum die cast "leg-to-shelf" clamp secures shelf to leg eliminating unsightly nuts and bolts. Underself is fully adjustable.

CONSTRUCTION:

All TIG welded. Exposed weld areas polished to match adjacent surface.

Top is sound deadened.

Roll formed embossed galvanized hat channels are secured to top by means of structural adhesive and weld studs.

Gussets welded to support hat channels.

MATERIAL:

TOP: 16 gauge stainless steel type "430" series.

SHELF: 18 gauge galvanized steel.

LEGS: 1 5/8" diameter tubular galvanized steel. Galvanized steel gussets.
1" adjustable plastic bullet feet.

Item #: _____ Qty #: _____
 Model #: _____
 Project #: _____



Plastic Bullet Feet standard on
ELAG, FLAG & KLAG Series



L	Model #	WT.	Cu. Ft.	1 1/2" SPLASH		5" SPLASH		Cu. Ft.		
				WT.	Ft.	WT.	Ft.			
FLAT TOP				1 1/2" SPLASH		5" SPLASH				
24"	ELAG-182-X	30 lbs.	3	-	-	-	-			
30"	ELAG-180-X	45 lbs.	4	-	-	-	-			
36"	ELAG-183-X	40 lbs.	5	-	-	-	-			
48"	ELAG-184-X	46 lbs.	7	-	-	-	-			
60"	ELAG-185-X	55 lbs.	8	-	-	-	-			
72"	ELAG-186-X	63 lbs.	10	-	-	-	-			
24" WIDE	24"	ELAG-242-X	49 lbs.	3	FLAG-242-X	31 lbs.	3	KLAG-242-X	43 lbs.	5
	30"	ELAG-240-X	40 lbs.	4	FLAG-240-X	49 lbs.	4	KLAG-240-X	49 lbs.	6
	36"	ELAG-243-X	58 lbs.	5	FLAG-243-X	64 lbs.	5	KLAG-243-X	66 lbs.	7
	48"	ELAG-244-X	67 lbs.	7	FLAG-244-X	79 lbs.	6	KLAG-244-X	81 lbs.	9
	60"	ELAG-245-X	76 lbs.	8	FLAG-245-X	92 lbs.	8	KLAG-245-X	95 lbs.	12
	72"	ELAG-246-X	85 lbs.	10	FLAG-246-X	109 lbs.	9	KLAG-246-X	113 lbs.	14
30" WIDE	84"	ELAG-247-X	100 lbs.	8	FLAG-247-X	100 lbs.	8	KLAG-247-X	107 lbs.	15
	96"	ELAG-248-X*	103 lbs.	13	FLAG-248-X*	145 lbs.	12	KLAG-248-X*	150 lbs.	16
	24"	ELAG-302-X	50 lbs.	5	FLAG-302-X	64 lbs.	5	KLAG-302-X	54 lbs.	9
	30"	ELAG-300-X	51 lbs.	5	FLAG-300-X	65 lbs.	5	KLAG-300-X	55 lbs.	7
	36"	ELAG-303-X	60 lbs.	6	FLAG-303-X	72 lbs.	6	KLAG-303-X	77 lbs.	9
	48"	ELAG-304-X	69 lbs.	8	FLAG-304-X	89 lbs.	8	KLAG-304-X	92 lbs.	9
36" WIDE	60"	ELAG-305-X	78 lbs.	10	FLAG-305-X	107 lbs.	9	KLAG-305-X	111 lbs.	11
	72"	ELAG-306-X	87 lbs.	13	FLAG-306-X	125 lbs.	11	KLAG-306-X	129 lbs.	14
	84"	ELAG-307-X	121 lbs.	9	FLAG-307-X	121 lbs.	9	KLAG-307-X	122 lbs.	17
	96"	ELAG-308-X*	105 lbs.	17	FLAG-308-X*	166 lbs.	15	KLAG-308-X*	171 lbs.	16
	36"	ELAG-363-X	80 lbs.	8	FLAG-363-X	72 lbs.	6	KLAG-363-X	100 lbs.	9
	48"	ELAG-364-X	90 lbs.	8	FLAG-364-X	90 lbs.	8	KLAG-364-X	110 lbs.	11
60"	ELAG-365-X	100 lbs.	10	FLAG-365-X	100 lbs.	9	KLAG-365-X	120 lbs.	14	
72"	ELAG-366-X	110 lbs.	13	FLAG-366-X	110 lbs.	11	KLAG-366-X	130 lbs.	17	
96"	ELAG-368-X*	120 lbs.	17	FLAG-368-X*	120 lbs.	15	KLAG-368-X*	140 lbs.	22	

All 8 ft. Tables Provided With 6 Legs



Customer Service Available To Assist You 1-800-645-3166 8:30 am - 8:00 pm E.S.T.

For Orders & Customer Service:

Email: customer@advancetabco.com or Fax: 631-242-6900

For Smart Fabrication™ Quotes:

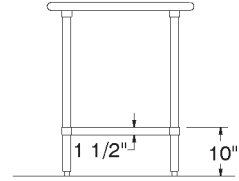

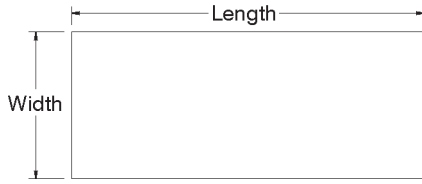
Email: smartfab@advancetabco.com or Fax: 631-586-2933

DETAILS and SPECIFICATIONS

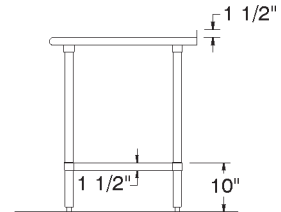

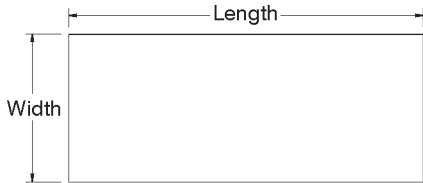
TOL \pm .500"

ALL DIMENSIONS ARE TYPICAL

ELAG SERIES - Flat Top



FLAG SERIES - 1 1/2" Backsplash



KLAG SERIES - 5" Backsplash

