



STAINLESS STEEL

WORK TABLES

SUPER SAVER Series - 5" Backsplash - Undershelf Style



Item #: _____ Qty #: _____
 Model #: _____
 Project #: _____

FEATURES:

Top is furnished with a 1 5/8" sanitary rolled rim edge on front, 1 5/8" square side edges, and a 5" splash with a 1" return on the rear side.

TWO hat channels stud welded to reinforce and maintain a level working surface. 30" and 36" wide tables supplied with THREE hat channels.

Pre-engineered welded angle adapters insure ease of future drawer installation.

Aluminum die cast "leg-to-shelf" clamp secures shelf to leg eliminating unsightly nuts and bolts. Undershelf is adjustable.

CONSTRUCTION:

All TIG welded. Exposed weld areas polished to match adjacent surfaces.

Entire top mechanically polished to a satin finish.


Top is sound deadened.

Roll formed embossed galvanized hat channels are secured to top by means of structural adhesive and weld studs.

Gussets welded to support hat sections.



NEW
 Rolled Rim Edges on Front & Splash on Back and Square Side Edges



Featuring as Standard:
"THE PROVEN"
 ORIGINAL ADVANCE TABCO
Adjustable Undershelf with Die Cast Leg Clamp

MATERIAL:

SKG-SERIES: Stainless Steel Legs & Undershelf

TOP: 16 gauge stainless steel type "430" series.

SHELF: 18 gauge stainless steel.

LEGS: 1 5/8" diameter tubular stainless steel.
 Stainless steel gussets.
 1" adjustable bullet feet.

KAG-SERIES: Galvanized Legs & Undershelf

TOP: 16 gauge stainless steel type "430" series.

SHELF: 18 gauge galvanized steel.

LEGS: 1 5/8" diameter tubular galvanized steel.
 Galvanized steel gussets.
 1" adjustable bullet feet.

SKG-Series: Stainless Steel Legs & Undershelf

L	24" Wide	30" Wide	36" Wide
30"	SKG-240	SKG-300	
24"	SKG-242	SKG-302	
36"	SKG-243	SKG-303	SKG-363
48"	SKG-244	SKG-304	SKG-364
60"	SKG-245	SKG-305	SKG-365
72"	SKG-246	SKG-306	SKG-366
84"	SKG-247	SKG-307	SKG-367
96"	SKG-248	SKG-308	SKG-368
108"	SKG-249	SKG-309	SKG-369
120"	SKG-2410	SKG-3010	SKG-3610
132"	SKG-2411	SKG-3011	SKG-3611
144"	SKG-2412	SKG-3012	SKG-3612

KAG-Series: Galvanized Steel Legs & Undershelf

L	24" Wide	30" Wide	36" Wide
30"	KAG-240	KAG-300	
24"	KAG-242	KAG-302	
36"	KAG-243	KAG-303	KAG-363
48"	KAG-244	KAG-304	KAG-364
60"	KAG-245	KAG-305	KAG-365
72"	KAG-246	KAG-306	KAG-366
84"	KAG-247	KAG-307	KAG-367
96"	KAG-248	KAG-308	KAG-368
108"	KAG-249	KAG-309	KAG-369
120"	KAG-2410	KAG-3010	KAG-3610
132"	KAG-2411	KAG-3011	KAG-3611
144"	KAG-2412	KAG-3012	KAG-3612



Create Your Own Efficient Workstation with the Available Standard Accessories (Visit Section K)



Customer Service Available To Assist You **1-800-645-3166** 8:30 am - 8:00 pm E.S.T.

Email Orders To: customer@advancetabco.com. For Smart Fabrication™ Quotes, Email To: smartfab@advancetabco.com or Fax To: 631-586-2933

NEW YORK
 Fax: (631) 242-6900

GEORGIA
 Fax: (770) 775-5625

TEXAS
 Fax: (972) 932-4795

NEVADA
 Fax: (775) 972-1578

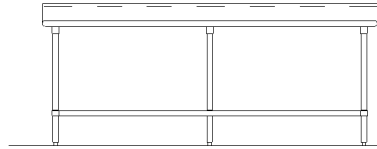
DETAILS and SPECIFICATIONS

ALL DIMENSIONS ARE TYPICAL TOL ± .500"

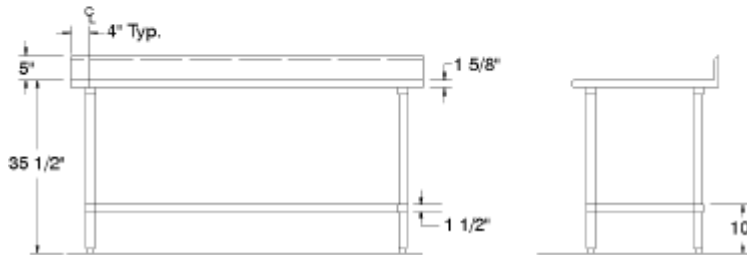
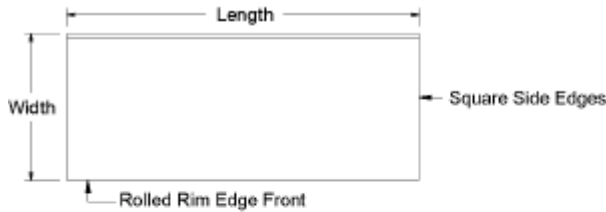
All Units Shipped Unassembled (KD) for Reduced Shipping Costs.

SKG & KAG Series Undershelf Style 5" Backsplash

Finished size of undershelf = Length minus 5 3/4"
Width minus 5 3/4"



Units 8ft. and larger are furnished with six (6) legs



SKG-Series: Stainless Steel Legs & Undershelf

L	24" Wide	Wt.	30" Wide	Wt.	36" Wide	Wt.
30"	SKG-240	55 lbs.	SKG-300	70 lbs.		
24"	SKG-242	50 lbs.	SKG-302	56 lbs.		
36"	SKG-243	66 lbs.	SKG-303	77 lbs.	SKG-363	92 lbs.
48"	SKG-244	81 lbs.	SKG-304	92 lbs.	SKG-364	101 lbs.
60"	SKG-245	95 lbs.	SKG-305	111 lbs.	SKG-365	121 lbs.
72"	SKG-246	113 lbs.	SKG-306	129 lbs.	SKG-366	142 lbs.
84"	SKG-247	135 lbs.	SKG-307	153 lbs.	SKG-367	169 lbs.
96"	SKG-248	150 lbs.	SKG-308	171 lbs.	SKG-368	189 lbs.
108"	SKG-249	165 lbs.	SKG-309	195 lbs.	SKG-369	260 lbs.
120"	SKG-2410	268 lbs.	SKG-3010	294 lbs.	SKG-3610	315 lbs.
132"	SKG-2411	301 lbs.	SKG-3011	331 lbs.	SKG-3611	358 lbs.
144"	SKG-2412	316 lbs.	SKG-3012	346 lbs.	SKG-3612	373 lbs.

KAG-Series: Galvanized Steel Legs & Undershelf

L	24" Wide	Wt.	30" Wide	Wt.	36" Wide	Wt.
30"	KAG-240	55 lbs.	KAG-300	70 lbs.		
24"	KAG-242	50 lbs.	KAG-302	56 lbs.		
36"	KAG-243	66 lbs.	KAG-303	77 lbs.	KAG-363	92 lbs.
48"	KAG-244	81 lbs.	KAG-304	92 lbs.	KAG-364	101 lbs.
60"	KAG-245	95 lbs.	KAG-305	111 lbs.	KAG-365	121 lbs.
72"	KAG-246	113 lbs.	KAG-306	129 lbs.	KAG-366	142 lbs.
84"	KAG-247	135 lbs.	KAG-307	153 lbs.	KAG-367	169 lbs.
96"	KAG-248	150 lbs.	KAG-308	171 lbs.	KAG-368	189 lbs.
108"	KAG-249	165 lbs.	KAG-309	195 lbs.	KAG-369	260 lbs.
120"	KAG-2410	268 lbs.	KAG-3010	294 lbs.	KAG-3610	315 lbs.
132"	KAG-2411	301 lbs.	KAG-3011	331 lbs.	KAG-3611	358 lbs.
144"	KAG-2412	316 lbs.	KAG-3012	346 lbs.	KAG-3612	373 lbs.

